



## SMALL SDOME II

SMALL DOMES, HIGH POWERFUL LIGHTING

▷ MACHINE VISION SYSTEM ▷ QUALITY CONTROL WITH CAMERA ▷ HIGH POWERFUL LIGHTING ▷ DOME LIGHT ▷ DIFFUSE AND HOMOGENEOUS LIGHTING

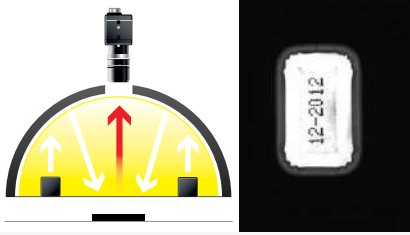
## POWERFUL AND INGENUOUS DOME, TO PERFECTLY MASTER THE LIGHT



Equipped with new leds, the SMALL SDOME II gets a lighting power 4 to 5 times higher than the previous version used to have for white and red leds (WHI & 630). The SMALL SDOME II offers a diffuse and homogeneous indirect lighting that lessen reflections and enable a reliable quality control process on curved and shiny surfaces. This is the ideal lighting for bar codes and 2D codes reading. Thanks to

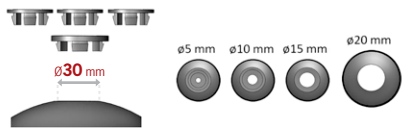
the ingenious clipping system, the hole located on the top of the dome can be easily customized, so as to fit the camera's lens perfectly. Available in two sizes (80 cm an 130 cm), the SMALL SDOME II is compliant with industrial standards, including connection (M12 connector).

## DOME LIGHTING

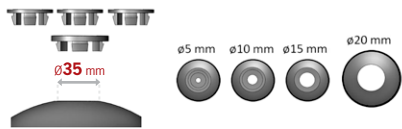


## CLIPS SYSTEM

### SDOME II 80



### SDOME II 130



## TECHNICAL SPECIFICATIONS

	SDOME II 80	SDOME II 130
<b>Electronics</b>		
Power supply	24 VDC +/-10%	
Functioning mode	Continuous or strobe according to wiring	
Rising time	10 µs	
Falling time	10 µs	
Wiring	Remote M12 4 poles male connector	
Max. consumption 630 & 880 nm	4.2 W	
Max. consumption other colors	8.6 W	
<b>Optics</b>		
Colour	White, Red, Green, Blue, Infrared	
Number of Leds	96	
<b>Mechanics</b>		
Dimensions	Ø Int : 74 mm - Ø Ext : 150 mm	Ø Int : 125 mm - Ø Ext : 201 mm
Height	69 mm	94 mm
Visualisation window	Ø 30 mm	Ø 35 mm
Clips system	Ø 20 mm, Ø 15 mm, Ø 10 mm, Ø 5 mm	
Weight	170 g	230 g
Body materials	Aluminum and ABS	
Fixing	3 M5 screws	
<b>Environment</b>		
Operating temperature	0 - 40°C	
Storage temperature	0 - 60°C	
IP protection	IP 30	
Labels	RoHS-CE-DEEE	

## RELATED PRODUCTS

Ask for your add-ons, customized for the Small SDOME II :

- wiring
- safety glasses
- fixing hardware

## MY CONTACT

.....

.....

.....

.....

.....

## HOW TO BUILD YOUR REFERENCE

REQUIRED SETTINGS

SDOMEII	SIZE	COLOUR
	80	WHI <input type="checkbox"/>
	130	630 <input type="checkbox"/>
		525 <input type="checkbox"/>
		470 <input type="checkbox"/>
		880 <input type="checkbox"/>

EXAMPLES :

- SDOME II 80 WITH WHITE LEDS : ➔ SDOMEII80-WHI
- SDOME II 80 WITH RED LEDS : ➔ SDOMEII80-630
- SDOME II 130 WITH BLUE LEDS : ➔ SDOMEII130-470

RESULTS :

Features and presentations liable to modifications without prior notice. B-1 version, 2018/12 Edition

### TPL VISION UK

Brenchley House - School Road - Charing - Kent TN27 0JW - UK  
Tel. +44 (0)1738 310 392 - contact@tpl-vision.co.uk

www.tpl-vision.com



### Other available documents :

- PDF, DWG, DXF, IGS, STEP & X\_Y DRAWINGS
- USER'S GUIDE

Small SDOME II

